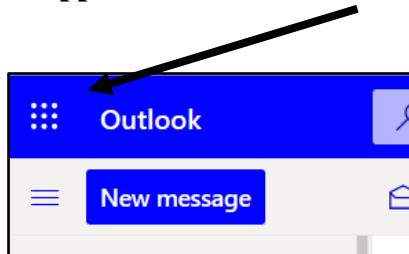


## How to Access Teams in DSC Campus Email


- Visit <https://daltonstate.onelogin.com/portal>
- Login, then click the Office 365 tile on the application portal.
- The Office 365 homepage should load, which provides you with options to access applications.
- Click Teams.

### 1. Login to DSC Campus email

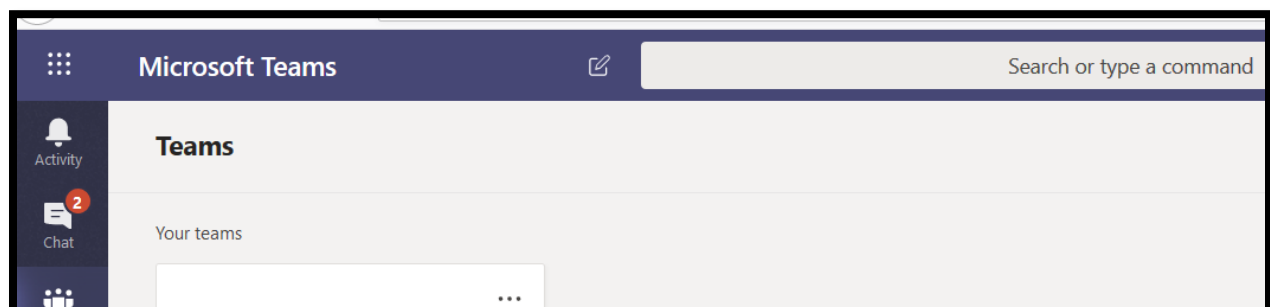
### 2. Click App Launcher



### 3. Click on Teams in Apps List

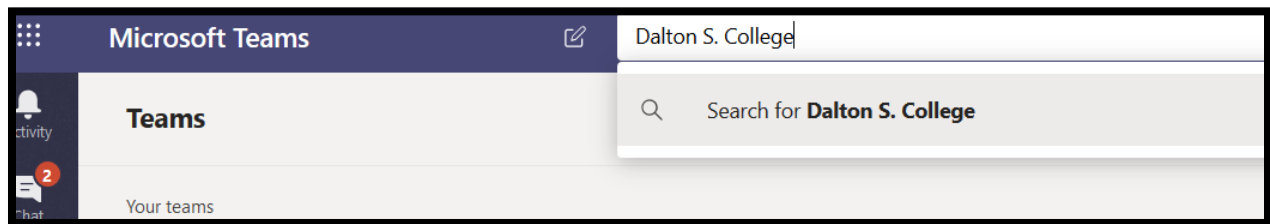


### 4. Access Teams



**5. You can type in your intended chat partner in the Search Box  
Click on User**

For example: Dalton S. College



**6. Type Message in Content Box  
Use Airplane Icon to Send Message**

