

Institutional Characteristics 2008-09

Institution: Dalton State College (139463)

User ID: P81394631

Part A - Educational Offerings**1. Which of the following types of instruction/programs are offered by your institution? [Check one or more]**

If your institution does not offer occupational, academic or continuing professional programs, you are not expected to complete this or any other IPEDS survey.

 Occupational, may lead to a certificate, degree, or other formal award Academic, leading to a certificate, degree, or diploma Continuing professional (postbaccalaureate only) Recreational or avocational (leisure) programs Adult basic or remedial instruction or high school equivalency Secondary (high school)

Part A - Mission Statement

2. Provide the institution's mission statement or a web address (URL) where the mission statement can be found. Typed statements are limited to 3,000 characters or less. The mission statement will be available to the public on College Navigator.

Mission Statement URL:

http://

Mission Statement

Part B - Organization - Control and Level**1. What is your institutional control or affiliation?**

- | | | |
|----------------------------------|---|-----------------------------------|
| <input checked="" type="radio"/> | Public - Specify | |
| | Primary control | Secondary control (if applicable) |
| <input type="radio"/> | Private for-profit | |
| <input type="radio"/> | Private not-for-profit independent (no religious affiliation) | |
| <input type="radio"/> | Private not-for-profit religious affiliation - Specify | |

2. What award levels are offered by your institution? [Check all that apply]

This institution offers degrees/certificates above the Bachelor's degree level.

Award Level

- | | |
|----|--|
| 1 | <u>Postsecondary award, certificate, or diploma of less than one academic year</u> <ul style="list-style-type: none"> less than 900 contact or clock hours, or less than 30 semester or trimester credit hours, or less than 45 quarter credit hours |
| 2 | <u>Postsecondary award, certificate, or diploma of at least one but less than two academic years</u> <ul style="list-style-type: none"> at least 900 but less than 1800 contact or clock hours, or at least 30 but less than 60 semester or trimester credit hours, or at least 45 but less than 90 quarter credit hours |
| 3 | <u>Associate's degree</u> |
| 4 | <u>Postsecondary award, certificate, or diploma of at least two but less than four academic years</u> <ul style="list-style-type: none"> 1800 or more contact or clock hours, or 60 or more semester or trimester credit hours, or 90 or more quarter credit hours |
| 5 | <u>Bachelor's degree</u> or equivalent |
| 12 | Other; please specify in the Caveats box |

CAVEATS

Part B - Organization - Calendar System

Your response to the next question determines how your institution reports Graduation Rates data in the Spring and how you report student charges in Part D of this survey.

If the calendar system differs from prior year or requires a change, please contact the Help Desk at 1-877-225-2568.

3. What is the predominant calendar system at the institution? [Choose one]**Standard academic terms**

Checking one of the following determines that your institution will provide Graduation Rates data based on a FALL COHORT and student charges data will be requested on a FULL ACADEMIC YEAR.

- Semester
- Quarter
- Trimester
- 4-1-4 or similar plan
- Other academic calendar

Other calendar system

Checking one of the following determines that your institution will provide Graduation Rates data based on a FULL YEAR COHORT and student charges data will be requested by PROGRAM.

- Differs by program
- Continuous basis (every 2 weeks, monthly, or other period)

Part B - Organization - Student Enrollment**4. Does your institution enroll any of the following types of students?**

Include all levels that your institution offers, even if there are no students currently enrolled at that level.

Responses to this question determine which screens will be generated for reporting academic year tuition charges, and for reporting Fall Enrollment during the Winter and Spring collections. Additionally, checking **Yes** for full-time, first-time, degree/certificate-seeking undergraduate students determines that your institution must report pricing data (on the IC survey) and Student Financial Aid data (in the Spring collection) for this cohort. Full- and part-time 2007 Fall Enrollment counts are provided for reference.

	Full-time		Part-time	
Undergraduate (academic or occupational programs)	No	Yes	No	Yes
First-time, degree/certificate-seeking undergraduate	No	Yes	No	Yes
Graduate	No	Yes	No	Yes

Estimated 2008 Fall Enrollment

Please provide an early estimate of the institution's fall enrollment for all levels offered, as indicated above. Estimates should be based on the definitions used in the IPEDS Enrollment component submitted in the Winter/Spring collections. These data will NOT appear in College Navigator, but will be made available in IPEDS data dissemination.

	Full-time	FT PY Enroll- ment	Part-time	PT PY Enroll- ment	Total
Undergraduate (academic or occupational programs)		2,361		2,171	4,892
<u>Of undergraduates, those who are first-time, degree/certificate-seeking students</u>		767		288	
Graduate					0

5. For Fall 2002, did your institution have any full-time first-time degree/certificate-seeking students enrolled in programs at the baccalaureate level or below?

If you answer **Yes** to this question, you will be required to provide Graduation Rates data for 2002-03 in the Spring collection. If you answer **No** to this question, please indicate the reason you are not required to report Graduation Rates for the cohort year requested.

If you reported any full-time, first-time degree/certificate-seeking undergraduates on the 2002-03 Enrollment survey, the data will be preloaded below.

No	
	This institution did not enroll full-time, first-time (undergraduate) students.
	This institution did not offer programs at or below the baccalaureate level.
	This institution was not in operation in 2002-03
Yes	

Cohort from 2002-03 Enrollment of full-time, first-time degree/certificate-seeking students (GRS Cohort)

569

Part B - Organization - System Name

6. System, Governing Board or Corporate Structure (please see instructions for reporting System or Corporate data).

Note: Do NOT indicate a religious affiliation here. That information is collected separately and differs from system name.

If you need assistance, contact the Help Desk at 1-877-225-2568. You will not be able to lock your submission if this question is blank.

This institution is NOT a part of a system or corporate entity.

This institution is a part of a system or corporate entity.

Specify name of the system or corporate entity.

University System of Georgia

Part C - Admission Requirements and Services - Open Admission**1. Does your institution have an open admission policy for all or most entering first-time degree/certificate-seeking undergraduate-level students?**

If you answer **No** to this question you will be expected to answer additional questions (C2, C3, and C4) regarding your admissions procedures. **Note:** If the only requirement for admission is a high school diploma, your institution is still considered open admission.

 Yes No**CAVEATS (will be posted on the College Navigator website)**

Part C - Admission Requirements and Services - Special Learning Opportunities**5. Does your institution accept any of the following? [Check all that apply]** Dual credit (college credit earned while in high school) Credit for life experiences Advanced placement (AP) credits None of the above**6. What types of special learning opportunities are offered by your institution? [Check all that apply]** Distance learning opportunities (e-learning) ROTC Army Navy Air Force Study abroad Weekend/evening college Teacher certification (below the postsecondary level) Students can complete their preparation in certain areas of specialization Students must complete their preparation at another institution for certain areas of specialization This institution is approved by the state for the initial certification or licensure of teachers None of the above

Part C - Admission Requirements and Services - Student Services

7. If your institution grants a bachelor's degree or higher but does not offer a full 4-year program of study at the undergraduate level, how many years of completed college-level work are required for entrance?

Number of years

8. Which of the following selected students services are offered by your institution? [Check all that apply]

Remedial services

Academic/career counseling services

Employment services for current students

Placement services for program completers

On-campus day care for children of students

None of the above

9. Does your institution have its own library or are you financially supporting a shared library with another postsecondary education institution?

Have our own library

Do not have our own library but contribute financial support to a shared library

Neither of the above

10. Indicate whether or not any of the following alternative tuition plans are offered by your institution.

No

Yes

Tuition guarantee

Prepaid tuition plan

Tuition payment plan

Other (describe in Caveat box)

Caveat (will be posted on the College Navigator website)

Part D - Student Charges Questions**3. Are all full-time, first-time degree/certificate-seeking students required to live on campus or in institutionally-controlled housing?**

If you answer **Yes** to this question, you will not be asked to report off-campus room and board in the price of attendance (D13).

No

Yes

4. Does your institution charge different tuition for in-district, in-state, or out-of-state students?

If you answer **Yes** to this question, you will be expected to report tuition amounts for in-district, in-state, and out-of-state students.

No

Yes

5. Does your institution offer institutionally-controlled housing (either on or off campus)?

If you answer **Yes** to this question, you will be expected to specify a housing capacity, and to report a room charge or a combined room and board charge (D12 and D13).

No

Yes

Specify housing capacity for academic year 2008-09**6. Do you offer board or meal plans to your students?**

If you answer **Yes** to this question, you will be expected to report a board charge or combined room and board charge (D12 and D13).

No

Yes - Enter the number of meals per week in the maximum meal plan available

Yes - Number of meals per week can vary (e.g., students' charge meals against a meal card)

Part D - Undergraduate Student Charges

If the institution charges an application fee, indicate the amount.

	Amount	Prior year
<u>Undergraduate application fee</u>		30

7. Charges to full-time undergraduate students for the full academic year 2008-09




	<u>In-district</u>	<u>Prior year</u>	<u>In-state</u>	<u>Prior year</u>	<u>Out-of-state</u>	<u>Prior year</u>
All full-time <u>undergraduates</u>						
Average <u>tuition</u>	⚠	1,776	⚠	1,776		7,104
Required <u>fees</u>	⚠	216	⚠	216	⚠	216

8. Per credit hour charge for part-time undergraduate students

	<u>In-district</u>	<u>Prior year</u>	<u>In-state</u>	<u>Prior year</u>	<u>Out-of-state</u>	<u>Prior year</u>
Per <u>credit hour</u> charge		81		81		303

Part D - Student Charges - Price of Attendance**13. Price of attendance for full-time, first-time undergraduate students:**

Please enter the amounts requested below. These data will be made available to the public on College Navigator. Data for prior years may be corrected. If your institution participates in any Title IV programs (Pell, Stafford, etc.), you must complete all information for the current year. Leave items that do not apply blank and the system will fill in as "not applicable" or indicate that more information is needed. Estimates of expenses for books and supplies, room and board, and other expenses are those from the **Cost of Attendance report** used by the financial aid office in determining financial need.

Charges for full academic year	2006-07	2007-08	2008-09
Published <u>tuition</u> and <u>required fees</u>:			
<u>In-district</u>			
<u>In-state</u>			
<u>Out-of-state</u>			
<u>Books and supplies</u>			
Off campus (not with family):			
<u>Room and board</u>			
<u>Other expenses</u>			
Off campus (with family):			
<u>Other expenses</u>			

Caveat (will be posted on the College Navigator website)

Part E - Additional Information - Athletic Association**1. Is this institution a member of a national athletic association?**

No	
Yes - Check all that apply	
<input type="checkbox"/>	National Collegiate Athletic Association (NCAA)
<input type="checkbox"/>	National Association of Intercollegiate Athletics (NAIA)
<input type="checkbox"/>	National Junior College Athletic Association (NJCAA)
<input type="checkbox"/>	United States Collegiate Athletic Association (USCAA)
<input type="checkbox"/>	National Christian College Athletic Association (NCCAA)
<input type="checkbox"/>	Other

2. If this institution is a member of the NCAA or NAIA, specify the conference FOR EACH SPORT using the droplist.

Sport	NCAA or NAIA member		Conference
Football	No	Yes-Specify	
Basketball	No	Yes-Specify	
Baseball	No	Yes-Specify	
Cross country and/or track	No	Yes-Specify	

Explanation Report

Number	Source	Location	Description	Severity	Accepted
Screen: Undergrad Tuition					
1	Row 6 Column 2	Screen Entry	This value should be within 20% of prior year.	Explanation	Yes
Reason:	new, increased fees added to student tuition.				
2	Row 6 Column 4	Screen Entry	This value should be within 20% of prior year.	Explanation	Yes
Reason:	increased student fees.				
3	Row 7 Column 2	Screen Entry	This value should be within 20% of prior year.	Explanation	Yes
Reason:	increased student fees.				
4	Row 7 Column 4	Screen Entry	This value should be within 20% of prior year.	Explanation	Yes
Reason:	increase in student fees.				
5	Row 7 Column 6	Screen Entry	This value should be within 20% of prior year.	Explanation	Yes
Reason:	new, increased fees added to student tuition.				
Global Edits					
6		Perform Edits	The value you entered for tuition and fees in the pricing page of first time students is equal to the tuition entered for undergraduate students. You also have entered a required fee on the later page. Please fix or explain.	Explanation	Yes
Reason:	There has been new fees added to student tuition from previous year.				
7		Perform Edits	The value you entered for tuition and fees in the pricing page of first time students is equal to the tuition entered for undergraduate students. You also have entered a required fee on the later page. Please fix or explain.	Explanation	Yes
Reason:	There has been new fees added to student tuition from previous year.				
8		Perform Edits	The value you entered for tuition and fees in the pricing page of first time students is equal to the tuition entered for undergraduate students. You also have entered a required fee on the later page. Please fix or explain.	Explanation	Yes
Reason:	There has been new fees added to student tuition from previous year.				

