



**Part A - Mission Statement**

**1. Provide the institution's mission statement *or* a web address (URL) where the mission statement can be found. Typed statements are limited to 2,000 characters or less. The mission statement will be available to the public on College Navigator.**

Mission Statement URL:

www.daltonstate.edu/abo

Please begin URL with "http://" or "https://"

Mission Statement

**2. Are all the programs at your institution offered completely via distance education?**

Yes

No

**Part B - Admissions and Estimated Enrollment**


**1. Does your institution have an open admission policy for all or most entering first-time degree/certificate-seeking undergraduate-level students?**

If the only requirement for admission is a high school diploma or GED/other equivalent, your institution is still considered open admission. Institutions that require only an Ability to Benefit or similar test beyond the diploma/equivalent, and only reject a very small number of students based on the test, are also considered open admission.

If your institution does not have an open admission policy, you will be expected to answer additional questions (B2, B3, and B4) regarding your admissions procedures and admissions yield.

Yes

No

 **You may use the space below to provide context for the data you've reported above. These context notes will be posted on the College Navigator website, and should be written to be understood by students and parents.**

Dalton State College is mildly selective in its admission requirements. All degree-seeking students whose COMPASS scores fall below the University System of Georgia minimums will not be admitted.

**Part B - Admission Requirements and Services - Admission Considerations**

**2. Please select the option that best describes how your institution uses any of the following data in its undergraduate selection process.**

Admission Considerations	Required	Recommended	Neither Required nor Recommended	Don't Know
Secondary school GPA	<input checked="" type="radio"/>	<input type="radio"/>	<input type="radio"/>	<input type="radio"/>
Secondary school rank	<input type="radio"/>	<input type="radio"/>	<input checked="" type="radio"/>	<input type="radio"/>
Secondary school record	<input type="radio"/>	<input type="radio"/>	<input checked="" type="radio"/>	<input type="radio"/>
Completion of college-preparatory program	<input type="radio"/>	<input checked="" type="radio"/>	<input type="radio"/>	<input type="radio"/>
Recommendations	<input type="radio"/>	<input type="radio"/>	<input checked="" type="radio"/>	<input type="radio"/>
Formal demonstration of competencies (e.g., portfolios, certificates of mastery, assessment instruments)	<input type="radio"/>	<input type="radio"/>	<input checked="" type="radio"/>	<input type="radio"/>
<u>Admission test scores</u>				
<u>SAT / ACT</u>	<input checked="" type="radio"/>	<input type="radio"/>	<input type="radio"/>	<input type="radio"/>
Other Test (ABT, Wonderlic, WISC-III, etc.) Note: If this is the only requirement other than a diploma or equivalent, and few students are not admitted due to this test, please return to question 1 and indicate that your institution is open admission.	<input type="radio"/>	<input type="radio"/>	<input checked="" type="radio"/>	<input type="radio"/>
<u>TOEFL</u> (Test of English as a Foreign Language)	<input checked="" type="radio"/>	<input type="radio"/>	<input type="radio"/>	<input type="radio"/>

**Part B - Admission Requirements and Services - Selection Process**

**3. Provide the number of first-time, degree/certificate-seeking undergraduate students who applied, who were admitted, and who enrolled (either full- or part-time) at your institution for the most recent Fall period available. Include early decision, early action, and students who began studies during the summer prior to the selected fall reporting period.**

Remember that this question is only applicable to first-time students, do not include other students in these totals.

Only report students at levels that you indicated were offered in the IC Header. If you made an error in the IC Header, please call the IPEDS Help Desk and correct your error.


Select reporting period:	<input type="radio"/> Fall 2011	<input checked="" type="radio"/> Fall 2012	
	<b>Men</b>	<b>Women</b>	<b>Total</b>
Number of applicants	<input type="text" value="1,389"/>	<input type="text" value="2,309"/>	<input type="text" value="3,698"/>
Number of admissions	<input type="text" value="626"/>	<input type="text" value="980"/>	<input type="text" value="1,606"/>
Number (of admitted) that enrolled full-time	<input type="text" value="372"/>	<input type="text" value="498"/>	<input type="text" value="870"/>
Number (of admitted) that enrolled part-time	<input type="text" value="152"/>	<input type="text" value="296"/>	<input type="text" value="448"/>
Total enrolled full-time and part-time	524	794	1,318
Percent of admissions enrolled full-time and part-time	84	81	<input type="text" value="82"/>

**4. If test scores are required for admission for first-time, degree/certificate-seeking undergraduate students, provide the number and percentage of enrolled students submitting SAT and/or ACT scores, as well as the 25th and 75th percentile scores for each test. Provide writing test scores only if used for admission. Provide data for the most recent group of enrolled students for whom data are available. Include new students admitted the summer prior to the selected fall reporting period.**

DO NOT convert test scores (e.g., do not convert an SAT score to an ACT scale, etc.). If you have numbers for both SAT and ACT scores, provide the percentiles for both tests.

Select reporting period:	<input type="radio"/> Fall 2011	<input checked="" type="radio"/> Fall 2012	<input type="radio"/> Test scores NOT required
Number of enrolled students that submitted SAT scores			<input type="text" value="707"/>
Percent of enrolled students that submitted SAT scores			<input type="text" value="53"/>
Number of enrolled students that submitted ACT scores			<input type="text" value="532"/>
Percent of enrolled students that submitted ACT scores			<input type="text" value="40"/>
	<b>25th Percentile</b>	<b>75th Percentile</b>	
SAT Critical Reading	<input type="text" value="420"/>	<input type="text" value="540"/>	
SAT Math	<input type="text" value="410"/>	<input type="text" value="530"/>	
SAT Writing			

	<input type="text"/>	<input type="text"/>
ACT Composite	<input type="text"/>	<input type="text"/>
ACT English	16	23
ACT Math	17	22
ACT Writing	<input type="text"/>	<input type="text"/>

 You may use the space below to provide context for the data you've reported above. These context notes will be posted on the College Navigator website, and should be written to be understood by students and parents.



**Part B - Estimated Fall Enrollment**

**Estimated 2012 Fall Enrollment**

*Provide an early estimate of the institution's fall enrollment for all levels offered. Levels should match those indicated 'Yes' in the IC Header survey. If you made an error in the IC Header survey, please contact the Help Desk.*

*These data will NOT appear in College Navigator, but will be made available via the IPEDS Data Center.*

Estimates should be based on the definitions used in the IPEDS Fall Enrollment component submitted during the spring collection (for academic institutions report an estimate of the students that are/will be enrolled as of October 15, 2012; for program reporter institutions report an estimate of students enrolled in your institution at any time between August 1 and October 31, 2012). Prior year (PY) Fall Enrollment counts are provided for reference.

	 Full-time	FT PY Enrollment	 Part-time	PT PY Enrollment	Total
<b>Undergraduate (academic or occupational programs)</b>	<input type="text" value="2,976"/>	3,230	<input type="text" value="2,071"/>	2,255	5,047
<b>Of undergraduates, those who are first-time, degree/certificate-seeking students</b>	<input type="text" value="862"/>	924	<input type="text" value="260"/>	200	1,122
<b>Graduate</b>	<input type="text"/>		<input type="text"/>		0

**Part C - Student Services - Special Learning Opportunities**

**1. Does your institution accept any of the following? [Check all that apply]**

Dual credit (college credit earned while in high school)

Credit for life experiences

Advanced placement (AP) credits

None of the above

**2. What types of special learning opportunities are offered by your institution? [Check all that apply]**

ROTC

Army

Navy

Air Force

Study abroad

Weekend/evening college

Teacher certification (for the elementary, middle school/junior high, or secondary level)

Do **not** include certifications to teach at the postsecondary level.

Students can complete their preparation in certain areas of specialization

Students must complete their preparation at another institution for certain areas of specialization

This institution is approved by the state for the initial certification or licensure of teachers

None of the above

**3. If your institution grants a bachelor's degree or higher but does not offer a full 4-year program of study at the undergraduate level, how many years of completed college-level work are required for entrance?**

Number of years

Select One ▾



**Part C - Student Services - Distance Opportunities**

**4. Which of the following selected student services are offered by your institution? [Check all that apply]**

- Remedial services
- Academic/career counseling services
- Employment services for current students
- Placement services for program completers
- On-campus day care for children of students
- None of the above

**5. Does your institution have its own library or are you financially supporting a shared library with another postsecondary education institution?**

- Have our own library
- Do not have our own library but contribute financial support to a shared library
- Neither of the above


**6. Indicate whether or not any of the following alternative tuition plans are offered by your institution.**

- No
- Yes

- Tuition guarantee
- Prepaid tuition plan
- Tuition payment plan
- Other (specify in box below)

**7. Please indicate at what level(s) your institution offers distance education opportunities (courses and/or programs).**

- Undergraduate
- Graduate
- The institution does not offer distance education opportunities


 You may use the space below to provide context for the data you've reported above. These context notes will be posted on the College Navigator website, and should be written to be understood by students and parents.



**Part C - Disability Service**

**Please indicate the percentage of all undergraduates enrolled during fall 2011 who were formally registered as students with disabilities with the institution's office of disability services (or the equivalent office).**

<input checked="" type="radio"/>	3 percent or less	
<input type="radio"/>	More than 3 percent:	<input type="text"/> %

 You may use the space below to provide context for the data you've reported above. These context notes will be posted on the College Navigator website, and should be written to be understood by students and parents.

**Part D - Student Charges Questions****1. Are all full-time, first-time degree/certificate-seeking students required to live on campus or in institutionally-controlled housing?**

If you answer **Yes** to this question, you will not be asked to report off-campus room and board in the price of attendance (D11).

This is only a screening question, and your response does not show up on College Navigator.

If you make any exceptions to this rule, and have even one first-time, full-time student living off-campus, please answer **No** so that this does not cause conflicts with the Student Financial Aid survey. Making changes to the SFA component is very difficult and may lead to inaccurate reporting for your institution.

- No
- Yes, and we do not make **ANY** (even one) exceptions to this rule

**2. Does your institution charge different tuition for in-district, in-state, or out-of-state students?**

If you answer **Yes** to this question, you will be expected to report tuition amounts for in-district, in-state, and out-of-state students.

Please only select **Yes** if you really charge different tuition rates, or you will be reporting the same numbers 3 times.

- No
- Yes

**3. Does your institution offer institutionally-controlled housing (either on or off campus)?**

If you answer **Yes** to this question, you will be expected to specify a housing capacity, and to report a room charge or a combined room and board charge (D10).

- No
- Yes
- Specify housing capacity for academic year 2012-13

**4. Do you offer board or meal plans to your students?**

If you answer **Yes** to this question, you will be expected to report a board charge or combined room and board charge (D10).

- No
- Yes - Enter the number of meals per week in the maximum meal plan available
- 
- Yes - Number of meals per week can vary (e.g., students' charge meals against a meal card)

**Part D - Undergraduate Student Charges**

If the institution charges an application fee, indicate the amount.

	Amount	Prior year
<u>Undergraduate application fee</u>	30	30

**5. Charges to full-time undergraduate students for the full academic year 2012-13**

Please be sure to report an average tuition that includes all students at all levels (freshman, sophomore, etc.).

	In-district	Prior year	In-state	Prior year	Out-of-state	Prior year
All full-time undergraduates						
Average tuition	2,276	2,776	2,276	2,776	8,411	10,258
Required fees	886	846	886	846	886	846

**6. Per credit hour charge for part-time undergraduate students**

Please be sure to report an average per credit tuition that includes all students at all levels (freshman, sophomore, etc.).

	In-district	Prior year	In-state	Prior year	Out-of-state	Prior year
Per credit hour charge	93	93	93	93	350	342

**Part D - Student Charges - Room and Board**

**10. What are the typical room and board charges for a student for the full academic year 2012-13?**

*If your institution offers room or board at no charge to students, enter zero.*


*If you report room and board separately, leave the combined charge blank. If you report a combined charge, leave the room and board charges blank.*

<u>Room and board charges</u>	<u>Amount</u>	<u>Prior year</u>
Room charge (Double occupancy)	4,970	6,550
Board charge (Maximum plan)	1,350	
Combined room and board charge (Answer only if you CANNOT separate room and board charges.)	NA	

**Part D - Student Charges - Price of Attendance**


**11. Cost of attendance for full-time, first-time undergraduate students:**

Please enter the amounts requested below. These data will be made available to the public on College Navigator. If your institution participates in any Title IV programs (Pell, Stafford, etc.), you must complete all information. *Estimates of expenses for books and supplies, room and board, and other expenses are those from the Cost of Attendance report used by the financial aid office in determining financial need. Please talk to your financial aid office to get these numbers, to ensure that you are reporting correctly.*

 If the **2012-13 tuition and/or fees as reported on this page** for full-time, first-time students are covered by a tuition guarantee program, check the applicable box(es) under "Tuition Guarantee". Additionally, please indicate the maximum % increase that is guaranteed. *These numbers are expected to be fairly small. Please contact the Help Desk if you are confused about these values and how to report them.*

Charges for full academic year	2009-10	2010-11	2011-12	2012-13	Tuition Guarantee (check only if applicable to entering students in 2012-13)	Guaranteed increase %
<b>Published tuition and required fees:</b>						
<b>In-district</b>						
Tuition	2,494	2,016	2,776	<input type="text" value="2,846"/>	<input type="checkbox"/>	<input type="text"/>
Required fees	406	506	846	<input type="text" value="886"/>	<input type="checkbox"/>	<input type="text"/>
Tuition + fees total	2,900	2,522	3,622	3,732		
<b>In-state</b>						
Tuition	2,494	2,016	2,776	<input type="text" value="2,846"/>	<input type="checkbox"/>	<input type="text"/>
Required fees	406	506	846	<input type="text" value="886"/>	<input type="checkbox"/>	<input type="text"/>
Tuition + fees total	2,900	2,522	3,622	3,732		
<b>Out-of-state</b>						
Tuition	9,976	7,880	10,258	<input type="text" value="10,554"/>	<input type="checkbox"/>	<input type="text"/>
Required fees	406	506	846	<input type="text" value="886"/>	<input type="checkbox"/>	<input type="text"/>
Tuition + fees total	10,382	8,386	11,104	11,440		
<b>Books and supplies</b>	950	950	950	<input type="text" value="1,100"/>		
<b>On campus:</b>						
Room and board	6,550	6,550	6,550	<input type="text" value="6,550"/>		
Other expenses	1,800	1,760	1,760	<input type="text" value="1,870"/>		

Room and board and other expenses	8,350	8,310	8,310		8,420	
<b>Off campus (not with family):</b>						
Room and board	7,600	6,750	6,750	<input type="text" value="6,750"/>		
Other expenses	1,800	2,915	2,915	<input type="text" value="3,558"/>		
Room and board and other expenses	9,400	9,665	9,665		10,308	
<b>Off campus (with family):</b>						
Other expenses	1,500	2,915	2,915	<input type="text" value="3,558"/>		

 You may use the space below to provide context for the data you've reported above. These context notes will be posted on the College Navigator website, and should be written to be understood by students and parents.



**Part E - Athletic Association**

**1. Is this institution a member of a national athletic association?**

- No
- Yes - Check all that apply
  - National Collegiate Athletic Association (NCAA)
  - National Association of Intercollegiate Athletics (NAIA)
  - National Junior College Athletic Association (NJCAA)
  - United States Collegiate Athletic Association (USCAA)
  - National Christian College Athletic Association (NCCAA)
  - Other

**2. If this institution is a member of the NCAA or NAIA, specify the conference FOR EACH SPORT using the pull down menu.**

Sport	NCAA or NAIA member		Conference
Football	<input checked="" type="radio"/> No	<input type="radio"/> Yes-Specify	Select One
Basketball	<input checked="" type="radio"/> No	<input type="radio"/> Yes-Specify	Select One
Baseball	<input checked="" type="radio"/> No	<input type="radio"/> Yes-Specify	Select One
Cross country and/or track	<input checked="" type="radio"/> No	<input type="radio"/> Yes-Specify	Select One

Institution: Dalton State College (139463)

User ID: P1394631

**Prepared by**

**This survey component was prepared by:**

<input checked="" type="radio"/> Keyholder	<input type="radio"/> SFA Contact	<input type="radio"/> HR Contact	<input type="radio"/> Finance Contact	<input type="radio"/> Other
--	-----------------------------------	----------------------------------	---------------------------------------	-----------------------------

Name:

Email:

How long did it take to prepare this survey component?

<input type="text" value="10"/> hours	<input type="text" value="0"/> minutes
---------------------------------------	--

The name of the preparer is being collected so that we can follow up with the appropriate person in the event that there are questions concerning the data. The Keyholder will be copied on all email correspondence to other preparers.

The time it took to prepare this component is being collected so that we can continue to improve our estimate of the reporting burden associated with IPEDS. Please include in your estimate the time it took for you to review instructions, query and search data sources, complete and review the component, and submit the data through the Data Collection System.

Thank you for your assistance.

**Summary****Institutional Characteristics Component Summary  
Academic Year Reporters**

IPEDS collects important information regarding your institution. All data reported in IPEDS survey components become available in the IPEDS Data Center and appear as aggregated data in various Department of Education reports. Additionally, some of the reported data appears specifically for your institution through the College Navigator website and is included in your institution's Data Feedback Report (DFR). The purpose of this summary is to provide you an opportunity to view some of the data that, when accepted through the IPEDS quality control process, will appear on the College Navigator website and/or your DFR. College Navigator is updated approximately three months after the data collection period closes and Data Feedback Reports will be available through the ExPT and sent to your institution's CEO in November 2013.

Please review your data for accuracy. If you have questions about the data displayed below after reviewing the data reported on the survey screens, please contact the IPEDS Help Desk at: 1-877-225-2568 or [ipedshelp@rti.org](mailto:ipedshelp@rti.org).

GENERAL INFORMATION	
Mission Statement	<a href="http://www.daltonstate.edu/about/mission-statement.html">http://www.daltonstate.edu/about/mission-statement.html</a>
Are all the programs at your institution offered completely via distance education?	No
Special Learning Opportunities	Study abroad Weekend/evening college Teacher certification (below the postsecondary level)
Student Services	Remedial services Academic/career counseling services Employment services for current students Placement services for program completers
Credit Accepted	Dual credit (college credit earned while in high school) Credit for life experiences Advanced placement (AP) credits
Undergraduate students enrolled who are formally registered with office of disability services	3 percent or less

PRICING INFORMATION					
Estimated expenses for academic year for full-time, first-time students		2009-10	2010-11	2011-12	2012-13
	In-district tuition and fees	\$2,900	\$2,522	\$3,622	\$3,732
	In-state tuition and fees	\$2,900	\$2,522	\$3,622	\$3,732
	Out-of-state tuition and fees	\$10,382	\$8,386	\$11,104	\$11,440
	Books and supplies	\$950	\$950	\$950	\$1,100
	On Campus Room and Board	\$6,550	\$6,550	\$6,550	\$6,550
	On Campus Other Expenses	\$1,800	\$1,760	\$1,760	\$1,870
	Off Campus Room and Board	\$7,600	\$6,750	\$6,750	\$6,750
	Off Campus Other Expenses	\$1,800	\$2,915	\$2,915	\$3,558
	Off Campus with family Other Expenses	\$1,500	\$2,915	\$2,915	\$3,558
Average undergraduate student tuition and fees for academic year 2012-13		Tuition		Fees	
	In-district		\$2,276		\$886
	In-state		\$2,276		\$886

**PRICING INFORMATION**

	Out-of-state	\$8,411	\$886
Alternative tuition plans	Tuition payment plan		

**ADMISSIONS INFORMATION**

Open admission				No
Undergraduate application fee 2012-13				\$30
Undergraduate Admissions Fall 2012	Total	Male	Female	
Number of applicants	3,698	1,389	2,309	
Percent admitted	43%	45%	42%	
Percent admitted who enrolled	82%	84%	81%	
Admissions Considerations	Required	Recommended		
	Secondary school GPA Admission test scores (SAT/ACT) TOEFL (Test of English as a Foreign language)	Completion of college-preparatory program		
Test Scores Fall 2012 (enrolled full-time students)	# Submitting Scores	% Submitting Scores		
SAT	707	53%		
ACT	532	40%		
	25 <sup>th</sup> Percentile	75 <sup>th</sup> Percentile		
SAT Critical Reading	420	540		
SAT Math	410	530		
SAT Writing	N/A	N/A		
ACT Composite	N/A	N/A		
ACT English	16	23		
ACT Math	17	22		
ACT Writing	N/A	N/A		

**Institutional Characteristics**

**Dalton State College (139463)**

Source	Description	Severity	Resolved	Options
<b>Screen: Selection Process</b>				
Screen Entry	The number of enrolled first-time, degree/certificate seeking students that submitted test scores should be greater than or equal to the total number of first-time students enrolled full-time and part-time. Please fix or explain. (Error #11232)	Explanation	Yes	
Reason:	Certificate- and Mini Certificate-seeking students are not required to submit test scores, so the number of enrolled students will inevitably be greater than the number of enrolled students who submitted test scores.			
Screen Entry	You reported the number of students who submitted ACT test scores but you did not enter any percentiles. Please explain or fix. (Error #11173)	Explanation	Yes	
Reason:	Only English and Math ACT scores are required for admission purposes.			
Screen Entry	You reported the number of students who submitted ACT test scores but you did not enter any percentiles. Please explain or fix. (Error #11173)	Explanation	Yes	
Reason:	Only English and Math ACT scores are required for admission purposes.			
Screen Entry	You reported the number of students who submitted SAT test scores but you did not enter any percentiles. Please explain or fix. (Error #11172)	Explanation	Yes	
Reason:	SAT writing test scores are not used for admission.			
Screen Entry	You reported the number of students who submitted SAT test scores but you did not enter any percentiles. Please explain or fix. (Error #11172)	Explanation	Yes	
Reason:	SAT writing test scores are not used for admission.			
Screen Entry	You reported the number of students who submitted ACT test scores but you did not enter any percentiles. Please explain or fix. (Error #11173)	Explanation	Yes	
Reason:	Only English and Math ACT scores are required for admission purposes.			
Screen Entry	You reported the number of students who submitted ACT test scores but you did not enter any percentiles. Please explain or fix. (Error #11173)	Explanation	Yes	
Reason:	Only English and Math ACT scores are required for admission purposes.			
Screen Entry	A majority of institutions have an admissions yield less than 80%. Please fix or explain. (Error #11306)	Explanation	Yes	
Reason:	Dalton State's enrolled/acceptance rate is commonly between 82-85% percent.			
<b>Screen: Enrollment</b>				
Screen Entry	Estimated fall enrollment for part-time, first-time students is not within the expected range when compared with the reported number of these students who were admitted, and who enrolled at your institution from the Part B - Selection Process screen. Please fix or explain. (Error #11511)	Explanation	Yes	
Reason:	"Part B - Selection Process" included Summer students as well as Fall, while "Part B - Enrollment" only includes Fall students. Thus, 260 part-time first-time enrollees for Fall is correct, and 448 part-time first-time enrollees for Fall and Summer is also correct.			
Related Screens:	Enrollment,&nbsp;Selection Process			
<b>Screen: Price of Attendance</b>				
Screen Entry	This value should be within 20% of prior year. (Error #11110)	Explanation	Yes	
Reason:	The difference between this year's and last year's data is due to increased transportation costs. Dalton State calculated the average number of miles its students had to drive to campus and, in conjunction with high gas prices, arrived at a higher cost of transportation.			
Screen Entry	This value should be within 20% of prior year. (Error #11110)	Explanation	Yes	

Reason:	The difference between this year's and last year's data is due to increased transportation costs. Dalton State calculated the average number of miles its students had to drive to campus and, in conjunction with high gas prices, arrived at a higher cost of transportation.			
Screen Entry	The tuition entered in the pricing page is expected to be within 10% of the tuition in the undergraduate tuition page. Please fix or explain. (Error #11221)	Explanation	Yes	
Reason:	The Cost of Attendance report used by Dalton State College's financial aid office uses 15 semester credit hours as a baseline for tuition costs. The Undergrad Tuition page, however, uses 12 semester credit hours as a baseline for its costs. The cost per credit hour is the same, but the two sections will differ.			
Related Screens:	Price of Attendance,&nbsp;Undergrad Tuition			
Screen Entry	The tuition entered in the pricing page is expected to be within 10% of the tuition in the undergraduate tuition page. Please fix or explain. (Error #11221)	Explanation	Yes	
Reason:	The Cost of Attendance report used by Dalton State College's financial aid office uses 15 semester credit hours as a baseline for tuition costs. The Undergrad Tuition page, however, uses 12 semester credit hours as a baseline for its costs. The cost per credit hour is the same, but the two sections will differ.			
Related Screens:	Price of Attendance,&nbsp;Undergrad Tuition			
Screen Entry	The tuition entered in the pricing page is expected to be within 10% of the tuition in the undergraduate tuition page. Please fix or explain. (Error #11221)	Explanation	Yes	
Reason:	The Cost of Attendance report used by Dalton State College's financial aid office uses 15 semester credit hours as a baseline for tuition costs. The Undergrad Tuition page, however, uses 12 semester credit hours as a baseline for its costs. The cost per credit hour is the same, but the two sections will differ.			
Related Screens:	Price of Attendance,&nbsp;Undergrad Tuition			